



# Ensayos sobre POLÍTICA ECONÓMICA

[www.elsevier.es/espe](http://www.elsevier.es/espe)



## The role of capital requirements and credit composition in the transmission of macroeconomic and financial shocks<sup>☆</sup>



Oscar Valencia<sup>a,\*</sup>, Daniel Osorio<sup>a</sup>, Pablo Garay<sup>b</sup>

<sup>a</sup> Banco de la República, Colombia

<sup>b</sup> Universidad Javeriana, Colombia

### ARTICLE INFO

#### Article history:

Received 15 September 2016

Accepted 18 September 2017

Available online 9 November 2017

#### JEL classification:

E5

G21

G28

#### Keywords:

DSGE models

Borrowing constraints

Risk-weighted capital requirements

### ABSTRACT

This paper builds a general equilibrium model that incorporates a bank, borrowing constraints, default and an exogenous capital requirement to study the effect of the latter on the composition of bank funding and on the response of the economy to shocks. Ex-ante heterogeneous households decide how much to save or borrow for the sake of consumption (consumer credit) or the provision of housing services (mortgages). These choices are subject to borrowing limits, which depend on the value of real estate assets (for mortgages) or labour income (for consumer loans). The model includes a final good producer and a continuum of intermediate goods producers who must borrow in order to finance working capital/labour requirements (business credit borrowing) and are subject to nominal rigidities. Saving and borrowing are intermediated by a bank facing exogenous capital requirements that differ for each credit category. Capital requirements are modelled as a penalty function following Den Haan and De Wind (2012). The paper focuses on the response of the model economy to monetary, productivity and financial shocks with or without capital requirements. In the absence of capital requirements, any shock that reduces the deposit rate will incentivize the bank to switch away from bank capital into deposits, thus increasing the demand for deposits and dampening the effect of the shock on interest rates and the price of housing services. The main effect of capital requirements in the model is to disrupt the ability of the bank of switching to cheaper funding sources (deposits) after a shock. Capital requirements thus have the effect of amplifying the response of aggregate variables to shocks through the composition of the right-hand side of the balance-sheet of the bank, and not through the well-studied channel of leverage constraints affecting its left-hand side.

© 2017 Banco de la República de Colombia. Published by Elsevier España, S.L.U. All rights reserved.

### El papel de las necesidades de capital y la composición de los créditos en la propagación de los choques macroeconómicos y financieros

### RESUMEN

Este documento desarrolla un modelo de equilibrio general que incorpora un banco, restricciones de endeudamiento, incumplimiento y necesidad de capital exógeno para estudiar el efecto de este último en la composición de la financiación bancaria y en la respuesta de la economía a los choques. Los hogares heterogéneos previamente deciden cuánto ahorrar o pedir prestado para consumir (crédito al consumo) o para la provisión de servicios de vivienda (hipotecas). Estas opciones están sujetas a límites de endeudamiento, que dependen del valor de los activos inmobiliarios (para las hipotecas) o de los ingresos laborales (para los préstamos al consumo). El modelo incluye un productor del bien final y un continuo de productores de bienes intermedios que deben tomar prestado para financiar capital de trabajo/necesidades de mano de obra (préstamos de crédito comercial) y están sujetos a rigideces nominales. El ahorro y el endeudamiento se gestionan por parte de un banco que se enfrenta a necesidades de capital exógeno que difieren en cada categoría de crédito. Las necesidades de capital se han creado tomando como modelo una función de penalización según Den Haan and De Wind (2012). El documento

#### Códigos JEL:

E5

G21

G28

#### Palabras clave:

Modelos DSGE

Restricciones de endeudamiento

Necesidades de capital con ponderación de riesgo

<sup>☆</sup> The authors gratefully acknowledge comments from the staff at the Macroeconomic Models and Financial Stability Departments at the Banco de la República; Pamela Cardozo, Franz Hamann, Hernando Vargas and two anonymous referees. The authors would like to express their gratitude to Carlos Arango for his contribution at the earliest stages of this work.

\* Corresponding author.

E-mail address: [ovalenar@banrep.gov.co](mailto:ovalenar@banrep.gov.co) (O. Valencia).

se centra en la respuesta de la economía del modelo a los choques monetarios, productivos y financieros con necesidades de capital o sin ellas. En ausencia de necesidades de capital, cualquier choque que reduzca la tasa de depósito incentivará al banco a cambiar de capital bancario a depósitos, aumentando así la demanda de depósitos y amortiguando el efecto del choque sobre las tasas de interés y el precio de los servicios de vivienda. El principal efecto de las necesidades de capital en el modelo es interrumpir la capacidad del banco de cambiar a fuentes de financiación más baratas (depósitos) después de un choque. Las necesidades de capital, por tanto, tienen como efecto amplificar la respuesta de las variables agregadas a los choques a través de la composición de la parte derecha del balance del banco y no a través del bien estudiado canal de restricciones sobre la capacidad de influir que afectan a su parte izquierda.

© 2017 Banco de la República de Colombia. Publicado por Elsevier España, S.L.U. Todos los derechos reservados.

How do capital requirements affect bank behavior along the business cycle? Are capital requirements capable of delivering a more stable macroeconomic environment in the face of shocks? General interest on these questions has increased since the onset of the recent financial crisis, and particularly since the Basel Committee on Banking Supervision (BCBS) gave a prominent role to macroprudential policy tools in the principles established in the regulatory framework widely known as Basel III.

Empirical literature on the effects of macroprudential policy and its interaction with the business cycle has been limited due to the small number of countries that have adopted any form of macroprudential tool and to the yet relatively short experience with their use. Considering dynamic provisioning and countercyclical capital buffers (two widely discussed tools highlighted by Basel III), 119 countries have adopted either of them (all of them after 2005), and only two have introduced both.<sup>1</sup> Up to this point, good sources of exogenous variation are relatively scarce, making it difficult to establish a successful empirical identification strategy. As a result, theoretical models offer more fertile grounds for obtaining insights into the functioning and effects of macroprudential policy tools.

This paper attempts to tackle those questions by building an equilibrium model of the macroeconomy that incorporates a bank, financial frictions, default and capital requirements. The model incorporates the decisions of patient and impatient households who make choices on optimal levels of consumption, work and enjoyment of housing services. Households also decide how much to save or borrow for the sake of consumption (consumer credit borrowing) or the provision of housing services (mortgage credit borrowing). Borrowing for either purpose is subject to credit constraints: the amount borrowed is constrained by the expected value of labour income or the stock of housing services. The model also includes intermediate and final goods producers; it is assumed that the former must borrow in order to finance working capital requirements (business or commercial credit borrowing). Saving and borrowing is intermediated by a bank facing capital requirements that differ for each of the three credit categories (consumer, mortgage, business). In addition, each type of borrowing has a different probability of default which depends on aggregate conditions. Finally, the model includes a Central Bank/Regulator who sets the interest rate on deposits and exogenously decides on capital requirements.

Contrasting with earlier work on equilibrium models with financial frictions, this paper employs a penalty function following [Den Haan and De Wind \(2012\)](#) in order to model minimum capital requirements. More specifically, the model introduces a cost to the bank which depends on the distance between observed and required capital. The parameters of the penalty function are chosen so that this cost becomes prohibitively high as observed capital converges from the right to the minimum, and is negligible

otherwise. Compared to occasionally binding leverage constraints, this specification is easier and quicker to compute and it is flexible enough to allow for changes to the specific form of macroprudential policy/capital requirements. As such, it offers a promising strategy to deal with this type of constraints in equilibrium models. In addition, taking into account the wide variation in business cycle properties across different credit categories, the model introduces a non-trivial choice of credit composition for the bank. Total credit in the model corresponds to the aggregation of consumer, business and mortgage loans. The choice of loan supply for each of these credit segments takes into account their individual interest rates and their (endogenous) default rates. Loan supply will also depend on the regulatory requirements of each credit segment in terms of bank capital.<sup>2</sup>

The paper focuses on the examination of the impulse-response functions of the model to study how the equilibrium relationship between the real economy and the financial system (the bank) changes in response to shocks. By comparing the response of the economy with or without capital requirements (that is, with or without the penalty function) it is also possible to discern whether this policy instrument contributes to deliver a smoother response of the economy to different shocks. The paper will specifically focus on the effect of capital requirements on the composition of bank funding as a main driver of the response of the economy to shocks. Given that risk (probability of default) is orthogonal to the choices of the bank, the model does not feature the standard, risk-taking channel studied elsewhere in the literature. In addition, given that the bank knows in advance which fraction of loans will be repaid (and plans its funding structure accordingly), macroeconomic or financial shocks in the model do not destroy the left-hand side of the balance sheet of the bank, and therefore do not deplete capital as in the well-known bank capital transmission channel of monetary policy (see [Van den Heuvel \(2006\)](#)). Thus, the model does not feature the standard leverage constraints channel of amplification of capital requirements studied elsewhere either. In the model, the main effect of capital requirements in the model is to disrupt the ability of the bank to change the composition of its funding sources. In the absence of capital requirements, any shock that reduces the deposit rate will incentivize the bank to switch away from bank capital into deposits, thus increasing the demand for deposits and dampening the effect of the shock on interest rates and the price of housing services. The main effect of capital requirements in the model is to disrupt the ability of the bank of switching to cheaper funding sources (deposits) after a shock. Capital requirements thus have the effect of amplifying the response of aggregate variables to shocks through the composition of the right-hand side of the balance-sheet of the bank (a channel that might be described as the bank funding composition channel).

<sup>1</sup> Spain is the emblematic case of empirical research on the effects of dynamic provisioning. See [Nogueira and Nakane \(2015\)](#).

<sup>2</sup> For example, following the principles set out by the Basel Committee, regulatory capital requirements may potentially differ across credit categories due to, among others, different rates of recovery.

**Table 1**  
Cyclical component of GDP and credit.



Besides contributing to the understanding of the effects of capital requirements through this bank funding composition channel, the model also provides a framework for the quantitative analysis of the propagation of financial shocks in an emerging economy. The model is therefore useful to construct consistent scenarios after a shock which include the endogenous feedback effects between the real and the financial sectors of the economy. This is useful for stress testing exercises carried out by central banks and regulators which generally require some form of macroeconomic scenario as a starting point which ideally should include those feedback effects in a consistent fashion.

## 1. Related literature

This paper builds on insights from two strands of the literature that have been thus far developed separately. Firstly, at least since Matsuyama (2008) there has been an active area of research on the implications of credit composition both for economic growth and the business cycle. According to Matsuyama (2008), the particular properties of the development process, and the volatility of the business cycle depended on the composition of credit between categories that differ on pledgeability or collateralizability. Closer to the work in this paper, Saade, Osorio, and Estrada (2007) extend the model by Goodhart, Sunirand, and Tsomocos (2006) to study the problem of financial stability in a general equilibrium framework with banks and default where there are different loan categories (consumer, mortgage and business) subject to different capital requirements and with different reduced form specifications for loan demand. They conclude that financial fragility is closely related to the equilibrium composition of banks' loan portfolio. From an empirical point of view, Haan, Sumner, and Yamashiro (2009) illustrate the differing responses that different credit categories (mortgage, business) exhibit after a monetary policy shock in Canada. They conclude that the composition of credit is therefore crucial to understand the transmission mechanisms of monetary policy. Finally, Aghion, Angeletos, Banerjee, and Manova (2010) study the effects of the composition of investment (and credit) between short-term and long-term projects, to conclude that long-lasting recessions can be explained by the switch from long-term to short-term credit after financial shocks.<sup>3</sup>

This paper also follows recent work on the implications of finance in dynamic, stochastic, general equilibrium models of the macroeconomy. Models in this field generally include heterogeneous agents and financial frictions (important references at this respect include Brunnermeier and Sannikov (2014) and Gertler and Kiyotaki (2010)); more recently, work has been expanded to study the role of macroprudential policies in preventing episodes of

financial stability. The model in this paper is closest to Gambacorta and Karmakar (2016) and is based on the work by Agénor, Alper, and da Silva (2013), Gerali, Neri, Sessa, and Signoretto (2010) and Agénor and Zilberman (2015). Importantly, we borrow from Agénor et al. (2013) the strategy to model bank capital accumulation as the problem of choosing an optimal capital buffer taking into account both capital requirements and capital adjustment costs, and the idea of capturing equilibrium default rates using reduced forms.<sup>4</sup> It is on top of this model structure that we include several loan categories with different capital requirements and a richer structure for the probabilities of default of these categories. The welfare implications of different macroprudential policy rules in the context of general equilibrium models are studied by Nogueira and Nakane (2015), and the specific effects of dynamic provisioning on the procyclicality of the financial system is explored by Agénor and Zilberman (2015). An important aspect not considered in this paper is the welfare effects of the coordination between monetary and macroprudential policies studied by Angelini, Neri, and Panetta (2014). One crucial element of the model in this paper is the effect of capital requirements on loan supply and bank behaviour. Capital requirements have effects on equilibrium interest rates, on the composition of the loan portfolio and on the propagation of shocks. Our paper therefore also builds on the findings by Meh and Moran (2010) regarding the importance of bank capitalization to understand the transmission of shocks across the macroeconomy.

This paper unfolds as follows. Section 2 studies the main stylized facts about the financial cycle in the Colombian economy. Section 3 presents the structure of the model. Sections 4 and 5 together consider the performance of the model under different types of macro-shocks. Finally, Section 6 offers some reflections as concluding comments.

## 2. Motivation: credit composition and the business cycle

The importance of allowing for different credit categories (and for a non-trivial choice problem for banks as to the composition of their loan supply) is highlighted by the remarkable differences in the cyclical behaviour of consumer, business and mortgage credit and their rates of default. Table 1 presents the cyclical component of real GDP and the real stock of consumer (Panel A), mortgage (Panel B) and business credit (Panel C) in Colombia for the period between 1994 and 2015. All three credit categories are procyclical: the crash of the Colombian economy in 1999–2000 is reflected in steep falls of the cyclical component of credit. Credit also falls below trend during 2009–2010, a period which is associated with the financial crisis in developed economies.<sup>5</sup>

<sup>3</sup> See Garicano and Steinwender (2013) for an empirical setting which demonstrates a similar idea.

<sup>4</sup> Reduced forms for the default rates of different loan categories was also used in the above-mentioned work by Goodhart et al. (2006).

<sup>5</sup> Mortgage credit also suffered a long period of below-trend growth between 2003 and 2008.

**Table 2**  
Procyclicality of total credit.

$\tau$	Corr( $TotalCredit_t, GDP_{t+\tau}$ )	p-value
-3	0.675	0.000
-2	0.739	0.000
-1	0.727	0.000
0	0.626	0.000
1	0.501	0.000
2	0.502	0.000
3	0.199	0.070

**Table 3**  
Procyclicality of total credit quality.

$\tau$	Corr( $\frac{NPL_t}{TotalCredit_t}, GDP_{t+\tau}$ )	p-value
-4	0.146	0.189
-3	-0.040	0.715
-2	-0.261	0.016
-1	-0.465	0.000
0	-0.567	0.000
1	-0.525	0.000
2	-0.524	0.000
3	-0.447	0.070
4	-0.317	0.003

**Table 4**  
Relative volatility.

x	$\frac{\sigma_x}{\sigma_{GDP}}$
Total credit	3.627
Consumer credit	5.612
Business credit	3.510
Mortgage credit	4.182
Total credit quality	0.695
Consumer credit quality	1.030
Business credit quality	0.520
Mortgage credit quality	2.033

The contemporaneous procyclicality of all credit categories is also indicated by the correlation between the cyclical component of real GDP and total credit in Table 2, calculated using data from the same time window. The correlation is positive and statistically significant at three lags and leads. Table 3 indicates the correlation between the cyclical component of real GDP and the ratio of non-performing loans (NPL) to total credit, a measure of credit quality. Interestingly, although this correlation is negative and statistically significant at most lags, there is a positive correlation (although not statistically different from zero) between real GDP and NPL four quarters ahead. This may be an indication of relaxing credit standards during economic booms that end up reducing the quality of total credit afterwards.

The cyclical behavior of aggregate credit tends to hide wide variation among credit categories. Table 4 presents the relative (to GDP's) standard deviation of the cyclical component of consumer, business, mortgage and total credit, and credit quality (measured as described above) for each of the same categories. Total credit is observed to be more than three times as volatile as GDP, whereas total credit quality is somewhat smoother (its standard deviation is 69% that of GDP). Interestingly, of all credit categories, consumer credit seems to be the most volatile (5.6 times as volatile as GDP), followed by business credit. This is interesting so long as most business cycle research has found consumption to be one of the least volatile macroeconomic aggregates. At the other end of the spectrum, mortgage loans turn out to be the least volatile, again in contrast to residential investment, which is normally found to be more volatile than consumption. Possibly due to the difficult conditions faced by mortgage borrowers during the period of analysis, mortgage credit quality is twice as volatile as GDP, whereas

consumer credit quality has the same standard deviation, and commercial credit is half as volatile.

In summary, the aggregate behavior of total credit at business cycle frequencies, although intuitive, masks wide variation in the cyclical component of subcategories of credit. This observation motivates the adoption of a model which is capable to include several credit types that differ in key respects. In particular, the model interprets differences in the cyclical behavior of mortgage, consumer or commercial credit as arising from different degrees of financial frictions, different borrower preferences or variation in the volatility of shocks to which different credit categories are exposed. It is against the backdrop of these stylized facts on credit categories that the model presented below is motivated.

### 3. The model

The model is based on previous work by Gerali et al. (2010) and Agénor et al. (2013). The economy is composed by ex-ante heterogeneous households which differ in their discount factor. The discount factor for patient households,  $\beta_p$ , is higher than that of impatient households,  $\beta_i$ . Patient households own the stock of physical capital of the economy and save in the form of deposits whereas impatient households borrow for consumption and mortgages subject to some form of borrowing constraint as will be described below. The total supply of housing services of the economy is perfectly inelastic (and equal to  $\bar{H}$ ), so the enjoyment of housing services splits between patient households (who do not need to borrow to enjoy them) and impatient households (who need to borrow).

There are also firms producing final goods who finance their working capital requirements (labour) by borrowing from the bank. Intermediate goods are produced by monopolistically competitive retailers using labour and physical capital and subject to nominal rigidities. The bank performs traditional intermediation activities: It raises funds from patient households (i.e. deposits) and lends to impatient households and final goods producers. Crucially, the bank is subject to capital requirements. As a consequence, the capital structure of the bank is endogenous and there is a trade-off between giving out profitable loans and the necessity to comply with capital requirements.

#### 3.1. Patient households

There is a continuum of patient households of mass  $\mu$ . The relatively high discount factor of patient households ( $\beta_p^i$ ) makes them propitious towards saving in the form of deposits in the bank and in the form of investment in physical capital, which they own and rent to intermediate goods producers. The objective of a patient household  $i$  is to choose sequences for consumption ( $c_t^p$ ), labour supply ( $n_t^p$ ), enjoyment of housing services (a stock,  $h_t^p$ ), savings in deposits ( $d_t^p$ ), and investment ( $i_t^k$ ) in physical capital ( $k_{t+1}^p$ ) such that the following discounted sum of expected instantaneous utilities is maximized:

$$\max_{\{c_t^p(i), h_t^p(i), d_t^p(i), k_{t+1}^p(i), i_t^k(i), n_t^p(i)\}_{t=0}^{\infty}} E_0 \sum_{t=0}^{\infty} \beta_p^t \left[ \frac{1}{1-\sigma} \left( c_t^p(i) - \theta_n \frac{(n_t^p(i))^{1+\phi_n}}{1+\phi_n} + \theta_h \log h_t^p(i) \right)^{1-\sigma} \right]$$

where  $\phi_n$  is the inverse of the Frisch labour supply elasticity,  $\sigma$  is the relative risk aversion coefficient and  $\theta_h$  and  $\theta_n$  capture the relative importance of housing and labour respectively in delivering utility to the patient household. As usual, this optimization program is

subject to a budget constraint as follows:

$$c_t^p(i) + i_t^k(i) + \tilde{c}(k_t^p(i), i_t^k(i)) + q_t^h \Delta h_t^p(i) + d_t^p(i) \\ = w_t n_t^p(i) + \frac{(1 + r_{t-1}^d)}{(1 + \pi_t)} d_{t-1}^p(i) \\ + r_t^k k_t^p(i) + \Pi_t^b + \Pi_t^{ig} \quad (1)$$

where  $q_t^h$  is the price of housing services,  $\Delta h_t^p = h_t^p - h_{t-1}^p$  is the change in the stock of housing services,  $w_t$  is the real wage,  $r_t^d$  is the (predetermined) nominal interest rate on deposits,  $\pi_t$  is the inflation rate,  $r_t^k$  is the real rental rate of capital and  $\Pi_t^b$  and  $\Pi_t^{ig}$  represent the profits of the bank and the set of intermediate good producers, which both are assumed to belong to the patient households. The investment of household  $i$  in physical capital entails adjustment costs captured by the function  $\tilde{c}(k_t(i), x_t(i))$  as follows:

$$\tilde{c}(k_t^p(i), i_t^k(i)) = \frac{\phi^k}{2} \left( \frac{i_t^k(i)}{k_{t+1}^p(i)} - \delta \right)^2 k_t^p(i) \quad (2)$$

with:

$$i_t^k(i) = k_{t+1}^p(i) - (1 - \delta)k_t^p(i) \quad (3)$$

The conditions that characterize the solution to the optimization problem of patient household  $i$  are thus given by:

$$\lambda_t^p = \left( c_t^p(i) - \theta_n \frac{(n_t^p(i))^{1+\phi_n}}{1 + \phi_n} + \theta_h \log h_t^p(i) \right)^{-\sigma} \quad (4)$$

$$\lambda_t^p q_t^h(i) = \lambda_t^p \left( \frac{\theta_h}{h_t^p(i)} \right) + \beta_p E_t \lambda_{t+1}^p q_{t+1}^h(i) \quad (5)$$

$$w_t = \theta_n (n_t^p(i))^{\phi_n} \quad (6)$$

$$q_t = \beta_p E_t \left\{ \lambda_{t+1}^p \left[ r_{t+1}^k - \frac{\phi^k}{2} \left( \frac{i_{t+1}^k(i)}{k_{t+1}^p(i)} - \delta \right)^2 + \phi^k \left( \frac{i_{t+1}^k(i)}{k_{t+1}^p(i)} - \delta \right) \left( \frac{i_{t+1}^k(i)}{k_{t+1}^p(i)} \right) \right] + q_{t+1} (1 - \delta) \right\} \quad (7)$$

$$\lambda_t^p = \beta_p E_t \lambda_{t+1}^p \left[ \frac{1 + r_t^d}{1 + \pi_{t+1}^k} \right] \quad (8)$$

where  $q_t$  is the Lagrange multiplier on the constraint given by the equation of physical capital accumulation (also known as Tobin's "q"),  $\lambda_t^p$  represents the Lagrange multiplier of the budget constraint at time  $t$ . Eq. (4) corresponds to the standard Euler condition for consumption for a patient household. Eq. (5) determines the intertemporal, optimal demand for the stock of housing services. Eq. (6) corresponds to the traditional intratemporal labour supply schedule. Finally, Eqs. (7) and (8) establish the optimal condition for physical capital accumulation (net of adjustment cost) and savings. Notice that combining the latter two equations it is possible to derive a non-arbitrage condition in which deposits savings offer the same expected real return than physical capital.

### 3.2. Impatient households

There is also a continuum of impatient households of mass  $1 - \mu$ . The relatively low discount factor of impatient households ( $\beta_i^i$ ) makes them willing to borrow for the sake of their consumption and housing plans. In this case, the objective of a patient household  $j$  is to choose sequences for consumption ( $c_t^i$ ), labour supply ( $n_t^i$ ), enjoyment of housing services (a stock,  $h_t^i$ ), borrowing in consumer credit ( $l_t^c$ ) and borrowing in mortgage credit ( $l_t^h$ ) such that

the following discounted sum of expected instantaneous utilities is maximized:

$$\max_{\{c_t^i(j), h_t^i(j), l_t^c(j), l_t^h(j), n_t^i(j)\}_{t=0}^{\infty}} \\ E_0 \sum_{t=0}^{\infty} \beta_t^i \left[ \frac{1}{1 - \sigma} \left( c_t^i(j) - \theta_n \frac{(n_t^i(j))^{1+\phi_n}}{1 + \phi_n} + \theta_h \log h_t^i(j) \right)^{1 - \sigma} \right]$$

subject to the following budget constraint:

$$c_t^i(j) + q_t^h \Delta h_t^i(j) + (1 - \varpi_{t-1}^c) \frac{(1 + r_{t-1}^c)}{(1 + \pi_t)} l_{t-1}^c(j) + \\ (1 - \varpi_{t-1}^h) \frac{(1 + r_{t-1}^h)}{(1 + \pi_t)} l_{t-1}^h(j) + \varpi_{t-1}^h \psi_h q_t^h h_t^i(j) \leq \\ w_t n_t^i(j) + l_t^c(j) + l_t^h(j)$$

where  $r_t^c$  and  $r_{t-1}^h$  are the (predetermined) nominal interest rates on consumer credit and mortgage credit respectively,  $\varpi_t^c$  and  $\varpi_t^h$  are the default rates of consumer credit and mortgage credit respectively, and  $\psi_h$  corresponds to the recovery rate of housing services after default (that is, the share of the value of housing services that the bank can recover after default on mortgage credit). The left hand side of the budget constraint thus includes the repayment of loans from the previous period, taking into account that a fraction of loans will not be repaid and the payment that the bank recovers from the stock of housing services after default. This fraction, although endogenous as will be described below, is not a choice variable of the impatient household (that is, the impatient household takes  $\varpi_t^c$  and  $\varpi_t^h$  as given). Therefore, the model in this paper is not a model of the default choices/incentives of economic agents; it includes the default rate as a recognition of the fact that, in real life, the repayment of loans changes over time in a way that will depend on the aggregate state of the macroeconomy. Notice that consumer credit is unsecured so long as there is only a recovery value for mortgage default.

Borrowing from the impatient household is subject to borrowing constraints that establish limits for mortgage credit and for consumer credit as follows:

$$(1 + r_t^h) l_t^h(j) \leq m^h E_t [q_{t+1}^h h_{t+1}^i(j)] (1 + \pi_{t+1})$$

$$(1 + r_t^c) l_t^c(j) \leq m^c w_t n_t^i(j) E_t (1 + \pi_{t+1})$$

where  $m^h$  and  $m^c$  are maximum loan to value ratios for each type of mortgage credit and consumer credit respectively, both modelled as exogenous AR(1) processes. Mortgage credit borrowing is thus subject to a limit which depends on the expected, future value of the stock of housing services, whereas consumer credit borrowing is limited by the expected value of nominal wage income. The optimal conditions for the impatient household are given by:

$$\lambda_t^i = \left( c_t^i(j) - \theta_n \frac{(n_t^i(j))^{1+\phi_n}}{1 + \phi_n} + \theta_h \log h_t^i(j) \right)^{-\sigma} \quad (9)$$

$$\lambda_t^i \left[ \theta_n (n_t^i(j))^{\phi_n} - w_t - \frac{m^c w_t E_t (1 + \pi_{t+1})}{(1 + r_t^c)} \right] = \\ \beta_t E_t \lambda_{t+1}^i \left[ (1 - \varpi_t^c) m^c w_t \right] \quad (10)$$

$$\lambda_t^l E_t \left[ \frac{\theta_h}{h_t^l(j)} + \frac{m^h q_{t+1}^h (1 + \pi_{t+1})}{(1 + r_t^h)} - q_t^h - \varpi_{t-1}^h \psi_h q_t^h \right] = \beta_l E_t \lambda_{t+1}^l q_{t+1}^h [(1 - \varpi_t^h) m^h - 1] \tag{11}$$

Financial frictions in the form of borrowing constraints affect in a substantial way the optimal allocation for the impatient household. Firstly, they distort the intertemporal consumption plan for impatient households, as can be seen from combining Eq. (9) with Eq. (10). Secondly, the borrowing constraint has an impact on the demand for the stock of housing services. In a frictionless environment, as shown by Eq. (5), the demand for housing services is determined by two interacting forces: A contemporary increase in housing prices reduces the demand for housing services; however, if the increase in prices persists over time, there is an incentive to demand more housing services since its value as a collateralizable asset rises. This effect is amplified by the fact that, when the borrowing constraint is binding, the pecuniary effect relaxes the limit, allowing the impatient household a smoother consumption plan. Finally, as is the case with models that include a labour supply choice and borrowing constraints, increases in the real wage relax the limit on consumer credit borrowing, which has an effect on labour supply which depends on the standard trade-off between income and substitution effects.

### 3.3. Firms

The model includes a continuum of producers of intermediate goods, each of them producing a different variety and operating under monopolistic competition subject to nominal rigidities. Intermediate good producers must borrow from the bank in order to finance working capital requirements. The set of intermediate goods is “bundled” together into a single, final good by a final good producer which operates under perfect competition.

#### 3.3.1. The final good producer

There is a continuum of intermediate goods indexed by  $z \in [0, 1]$ . The final good producer bundles together the output of these intermediate goods (denoted by  $y_{z,t}$  for every  $z$  at time  $t$ ) into one single, final good whose output is denoted by  $y_t$ . To this end, the final good producer employs a Dixit-Stiglitz aggregation technology:

$$y_t = \left[ \int_0^1 (y_{z,t})^{\frac{\theta-1}{\theta}} dz \right]^{\frac{\theta}{\theta-1}}$$

where  $\theta$  is the elasticity of substitution among intermediate goods. The final good producer takes as given both the price of each intermediate good  $p_{z,t}$  and the price of the final good  $p_t$  when calculating the optimal demand for each intermediate good  $z$ . Thus, the optimization problem of the final good producer is given by:

$$\max_{\{y_{z,t}\}} p_t y_t - \int_0^1 p_{z,t} y_{z,t} dz$$

subject to the Dixit-Stiglitz aggregation technology. The first order condition of this optimization problem yields the standard demand curve for each intermediate good:

$$y_{z,t} = \left( \frac{p_{z,t}}{p_t} \right)^{-\theta} y_t \tag{12}$$

where  $P_t$  is the final good price index given by:

$$p_t = \left( \int_0^1 (p_{z,t})^{1-\theta} dz \right)^{\frac{1}{1-\theta}}$$

#### 3.3.2. Intermediate good producers

Each intermediate good firm  $z$  utilizes labour (from both the patient and the impatient household) and physical capital to produce  $y_{z,t}$ . In addition, intermediate good producers operate under monopolistic competition, and must therefore choose an optimal price for their individual varieties taking into account the demand schedule from the final good producer and subject to Calvo-style nominal rigidities. Thus, the problem of intermediate good producer  $z$  is two-layered: on the one hand, they must price their individual output; on the other hand, given their individual output, they must choose on the optimal use of capital and labour from each household. It is usually found easier to start with the latter problem.

Each intermediate good producer  $z$  combines patient and impatient labour and physical capital to produce their individual variety according to the following technology:

$$y_{z,t} = a_t^e k_{z,t}^\alpha n_{z,t}^{1-\alpha} \tag{13}$$

where  $k_{z,t}$  and  $n_{z,t}$  are the demands of physical capital and aggregate labour, respectively, and  $a_t^e$  is a technology process that follows an AR(1) process:

$$a_t^e = (1 - \rho_{a^e}) \bar{a}^e + \rho_{a^e} a_{t-1}^e + \xi_t^{a^e} \tag{14}$$

where a bar over a variable refers to its steady-state value. Labour from the impatient and the patient households are assumed to be perfect substitutes; in equilibrium, both types of households will earn the same real wage:  $n_{z,t} = n_t^l + n_t^p$ . The intermediate good producer at this stage solves the standard, static, profit maximization problem taking into account a working capital constraint, which implies that the firm needs to borrow from the bank in order to finance the wage bill in advance (in what follows referred to as a business loan). The problem of the firm is as follows:

$$\min_{n_{z,t}, k_{z,t}} (1 - \varpi_t^e) (1 + r_t^e) m^e w_t n_{z,t} + (1 - m^e) w_t n_{z,t} + \varpi_t^e \psi_k k_{z,t} + r_t^k k_{z,t}$$

where  $m^e$  is the loan-to-value for business loans,  $\varpi_t^e$  is the default rate on business loans, and  $r_t^e$  is the (predetermined) real interest rate on business loans. In this case, the intermediate goods producer must finance a share  $1 - m^e$  of the wage bill in advance using its own funds, and the remaining share using a business loan from the bank. Thus:

$$l_t^e = m^e w_t n_{z,t}$$

where  $l_t^e$  is the amount borrowed by the intermediate goods producer in the form of business loans. Similar to the case of mortgage credit, in the case of default the bank may recover some portion of the loan by going after the value of the physical capital stock the firm has rented from patient households. The corresponding recovery rate is given by  $\psi_k$ . The optimal conditions for the intermediate goods producer are:

$$\frac{k_{z,t}}{y_{z,t}} = \frac{m c_t \alpha}{r_t^k + \varpi_t^e \psi_k}$$

$$w_t = \frac{m c_t (1 - \alpha) (y_{z,t} / n_t)}{[m^e (1 - \varpi_t^e) (1 + r_t^e) + (1 - m^e)]}$$

where  $m c_t$  is the marginal cost of the firm expressed in units of labour.

The second layer of the optimization problem of an intermediate goods is the choice of an optimal price for their individual varieties. Price setting is subject to a Calvo-style nominal rigidity: each period, a constant fraction of intermediate good producers  $1 - \varepsilon$  is allowed to choose freely an optimal price, whereas the remaining fraction  $1 - \varepsilon$  must be content with the individual price of the previous period. The problem for each firm belonging to the first group is to choose an optimal price that maximizes the expected profit during the expected life of the chosen price, taking into account the demand function from the final good producer:

$$\begin{aligned} \max_{\{p_{z,t}\}} \quad & E_t \sum_{i=0}^{\infty} \varepsilon^i \frac{\lambda_{t+i}^p}{\lambda_t^p} \left[ \frac{p_{z,t+i}}{p_{t+i}} - mc_{t+i} \right] y_{z,t+i} \\ \text{s.t.} \quad & y_{z,t+i} = \left( \frac{p_{z,t+i}}{p_{t+i}} \right)^{-\theta} y_{t+i}, \end{aligned}$$

where  $\frac{\lambda_{t+i}^p}{\lambda_t^p} = \beta_p \log(c_{t+i}^l - d_{t+i-1}^l)$  is the stochastic discount factor. The first order condition entails the standard, optimal pricing equation:

$$\frac{p_t^*}{p_t} = \frac{\theta}{1 - \theta} \frac{E_t \sum_{i=0}^{\infty} (\beta_p \varepsilon)^i \frac{\lambda_{t+i}^p}{\lambda_t^p} mc_{t+i} \left( \frac{p_{t+i}}{p_t} \right)^\theta}{E_t \sum_{i=0}^{\infty} (\beta_p \varepsilon)^i \frac{\lambda_{t+i}^p}{\lambda_t^p} \left( \frac{p_{t+i}}{p_t} \right)^{\theta-1}} \quad (15)$$

### 3.4. The Bank

The financial system is composed by a bank that intermediates savings from the patient households into credit to the impatient households and to the intermediate goods producer. The bank is assumed to operate under perfect competition (that is, the bank takes interest rates as given when solving its optimization problem). The objective of the bank is to maximize profits taking into account the demand for loans from households and firms and bank capital requirements set exogenously by the regulator. Profits are given by the difference between financial revenues plus recovered values after default and financial costs plus the penalty associated to the bank capital requirements. Financial revenues for each type of credit take into account the probability of repayment and are given by  $(1 - \varpi_i^c)(1 + r_i^c)l_t^c$  for  $i = c, h, e$ .

In addition to financial revenues, the revenue of the bank includes the liquidation (or recovered) value from the share of mortgages and business loans from that are not repaid. For the case of business loans, this recovered value is given by  $\varpi_t^e \psi_k k_t$  with  $k_t = \int_0^1 (k_{z,t}) dz$ , whereas for mortgages it is given by  $\varpi_t^h \psi_h q_t^h h_t^l$ .

The repayment rates (or default probabilities) are taken as given by all economic agents. These probabilities are endogenous and enter the model as a reduced form which depends on the output gap, a measure of the inverse of the leverage gap for each type of credit and an exogenous shock which is interpreted in the context of the model as a shock to the financial fragility of debtors:

$$(1 - \varpi_t^c) = (1 - \varpi_0^c) \left( \frac{y_t}{\tilde{y}} \right)^{\delta_{yc}} \left( \frac{n_t w_t / l_t^c}{n \tilde{w} / \tilde{l}^c} \right)^{\delta_{nc}} \exp(\xi_t^c)$$

$$(1 - \varpi_t^e) = (1 - \varpi_0^e) \left( \frac{y_t}{\tilde{y}} \right)^{\delta_{ye}} \left( \frac{r_t^k k_t / l_t^e}{k \tilde{r} / \tilde{l}^e} \right)^{\delta_{ne}} \exp(\xi_t^e)$$

$$(1 - \varpi_t^h) = (1 - \varpi_0^h) \left( \frac{y_t}{\tilde{y}} \right)^{\delta_{yh}} \left( \frac{q_t^h h_t^l / l_t^h}{q^h \tilde{h} / \tilde{l}^h} \right)^{\delta_{nh}} \exp(\xi_t^h)$$

where a tilde over a variable denotes its steady state value,  $\xi_t^i$  represents the “financial fragility” shock for type of credit  $i$  and  $\delta_{yi}$  and  $\delta_{hi}$  are fixed parameters. The shocks  $\xi_t^i$  follow an AR(1) process with

a common persistence parameter  $\rho_\xi$ . Notice that there is a different measure of the leverage gap for each type of credit: in the case of consumer loans, the reduced form includes the ratio between labour income and the size of consumer loans. In the case of mortgages, it includes the ratio between the market value of the stock of housing services and the size of the mortgage loans. Finally, for business loans, it includes the ratio between the value of rented physical capital over the size of business loans.

The bank borrows from patient households in the form of deposits. Financial costs are thus made up of interest payments to depositors  $(1 + r_t^d)d_t$ . In addition to these financial costs, the model includes bank capital requirements as the sole macroprudential policy available to the policymaker. Specifically, this requirement is modelled as a penalty function that entails a cost to the bank that depends on the distance between observed bank capital and the minimum required. The minimum capital includes risk weights for each type of credit given out by the bank. The minimum, risk-weighted capital required from a bank is given by:

$$K_t^R = \mu_v (\sigma^c l_t^c + \sigma^e l_t^e + \sigma^h l_t^h) \quad (16)$$

where  $\sigma^i$ ,  $i \in \{c, e, h\}$  is the risk-weight attached by the regulator to each type of credit (which may be a function of repayment probabilities as well) and  $\mu_v$  is minimum capital adequacy ratio. Given this minimum bank capital, the penalty function  $\Gamma^{KR}$  that captures the requirement follows Den Haan and De Wind (2012) as follows:

$$\Gamma^{KR}(K_t^b, K_t^R) = \frac{\gamma_1}{\gamma_0} \exp(-\gamma_0 (K_t^b - K_t^R)) + \gamma_2 (K_t^b - K_t^R) \quad (17)$$

where  $K_t^b$  is the observed bank capital and  $\gamma_0$ ,  $\gamma_1$  and  $\gamma_2$  are fixed parameters. The penalty function depends on the distance between  $K_t^b$  and  $K_t^R$ , and the parameters of the penalty function are set in a way that the penalty function is asymmetric: as  $K_t^b$  gets closer to  $K_t^R$  the bank faces an increasingly prohibitive cost, whereas as  $K_t^b$  gets further away from  $K_t^R$  the bank receives only a tiny benefit. Taking all these elements together, the problem of the bank is as follows:

$$\begin{aligned} \max_{\{l_t^c, l_t^e, l_t^h, K_t^b, X_t^b\}} \quad & \sum_{t=0}^{\infty} (1 - \varpi_t^c)(1 + r_t^c)l_t^c + (1 - \varpi_t^e)(1 + r_t^e)l_t^e + (1 - \varpi_t^h)(1 + r_t^h)l_t^h \\ & + \varpi_t^e \psi_k k_t + \varpi_t^h \psi_h q_t^h h_t^l - (1 + r_t^d)d_t^p - X_t^b - \frac{\phi^b}{2} K_t^{b2} - \Gamma^{KR}(K_t^b, K_t^R) \end{aligned} \quad (18)$$

where  $X_t^b$  are retained earnings (investment of the bank in the form of bank capital) and  $\frac{\phi^b}{2} K_t^{b2}$  corresponds to an adjustment cost to bank capital, which seeks to capture the idea that raising bank capital is costly. In a similar fashion than physical capital, bank capital accumulates according to:

$$X_t^b = K_{t+1}^b + (1 - \delta^b) K_t^b$$

Finally, there is a balance sheet identity given by:

$$d_t^p + K_t^b = l_t^c + l_t^h + l_t^e \quad (19)$$

The first order conditions of the bank are therefore given by:

$$1 + r_t^c = \frac{1}{(1 - \varpi_t^c)} \left( (1 + r_t^d) + \frac{\partial \Gamma^{KR}(K_t^b, K_t^R)}{\partial l_t^c} \right)$$

$$1 + r_t^e = \frac{1}{(1 - \varpi_t^e)} \left( (1 + r_t^d) + \frac{\partial \Gamma^{KR}(K_t^b, K_t^R)}{\partial l_t^e} \right)$$

$$1 + r_t^h = \frac{1}{(1 - \varpi_t^h)} \left( (1 + r_t^d) + \frac{\partial \Gamma^{KR}(K_t^b, K_t^R)}{\partial l_t^h} \right)$$

**Table 5**  
Steady-state values as a ratio of GDP.

Variable	Description	Model value	Benchmark value
$c$	Total consumption	0.77	0.82
$k^p$	Physical capital	9.87	9.94
$i^k$	Investment	0.24	0.24
$K^b$	Bank capital	0.05	0.05
$d^p$	Deposits	0.26	0.30
$l^h$	Mortgage credit	0.07	0.04
$l^e$	Business credit	0.16	0.16
$l^c$	Consumer credit	0.07	0.06
$K^R$	Capital requirement	0.03	0.02

$$q_t^b = \beta \left[ q_{t+1}^b (1 - \delta^b) + (1 + r_{t+1}^d) - \phi^b K_{t+1}^b - \frac{\partial \Gamma^{KR}(K_{t+1}^b, K_{t+1}^R)}{\partial K_{t+1}^b} \right]$$

where  $q_t^b$  is the shadow price of the bank capital accumulation equation (a form of Tobin’s “q” for bank capital) and there is an implicit arbitrage condition  $r_t^m = r_t^d$ . In equilibrium, interest rates for each type of credit must offset the expected opportunity cost of deposits (and Central Bank loans) and the marginal effect of each loan on the requirements of bank capital. In this sense, capital requirements affect the financial system along changes in the penalty function, which creates a pass-through effect on active interest rates.

### 3.5. Central Bank

The behavior of the central bank is characterized by the following standard Taylor rule on the deposit interest rate:

$$1 + r_t^d = \left( \frac{r_{t-1}^d}{r^d} \right)^{\rho_r} E_t \left( \frac{\pi_{t+1}}{\pi} \right)^{\rho_\pi} \left( \frac{y_t}{y} \right)^{\rho_y} \exp \left\{ z_t^{pol} \right\}$$

where  $\rho_r$ ,  $\rho_y$  and  $\rho_\pi$  are fixed parameters and  $z_t^{pol}$  is a monetary policy shock. The latter shock follows an AR(1) process with a fixed persistence parameter  $\rho_{z^{pol}}$ .

## 4. Calibration

The parameters of the model are calibrated so that the steady state of the model replicates several quantitative properties of the real and financial sectors of the Colombian economy. Average, historical values of real and financial variables for the period between 1996 and 2015 are taken from DANE and the Colombian Financial Superintendency. Table 5 shows the values taken as a reference as steady-state values (as ratios of GDP) calculated by the model. Tables 16 and 17 at the end of the paper present the full set of values calibrated for the full set of parameters.

## 5. Results

This section presents the set of responses of the equilibrium values of key variables of the model to three types of shocks: a monetary shock (one standard deviation to  $z_t^{pol}$ ), a productivity shock (one standard deviation to  $\xi_t^{a^e}$ ) and a financial fragility shock (one standard deviation to all  $\xi_t^i$ ). The analysis of impulse-response functions contained in Tables 6–15 allows to study how the equilibrium relationship between the real economy and the financial system (the bank) changes in response to shocks. All impulse response functions spread over 50 periods of time and start at  $t=1$ , which is the time where the shocks are assumed to occur. The impulse response functions compare the calibrated version of the model with one where the capital requirement is eliminated ( $\gamma_1 = \gamma_2 = 0$ ). By comparing these two scenarios, it will be

possible to discern whether the capital requirement help to deliver a smoother response of the economy to the shocks.

### 5.1. Productivity shock

Tables 6 and 7 at the end of the paper present the impulse-response functions for a positive, one standard deviation shock to  $\xi_t^{a^e}$ . A positive productivity shock leads to the traditional hump-shaped response of investment and consumption (for both types of households) accompanied by a fall in inflation (unreported). Consumption increases following the increase in equilibrium labour, which is caused by an increase in the demand for labour from intermediate producers (the equilibrium wage increases as well). The price of housing services increases as the demand for them from the impatient household rises (as will be detailed below, mortgage loans increase sharply). Thus, there is a redistribution of the fixed supply of housing services from the patient households to the impatient households. Wealth effects of the productivity shock imply that deposits from the patient households increase at the same time as the equilibrium interest rate on deposits falls.

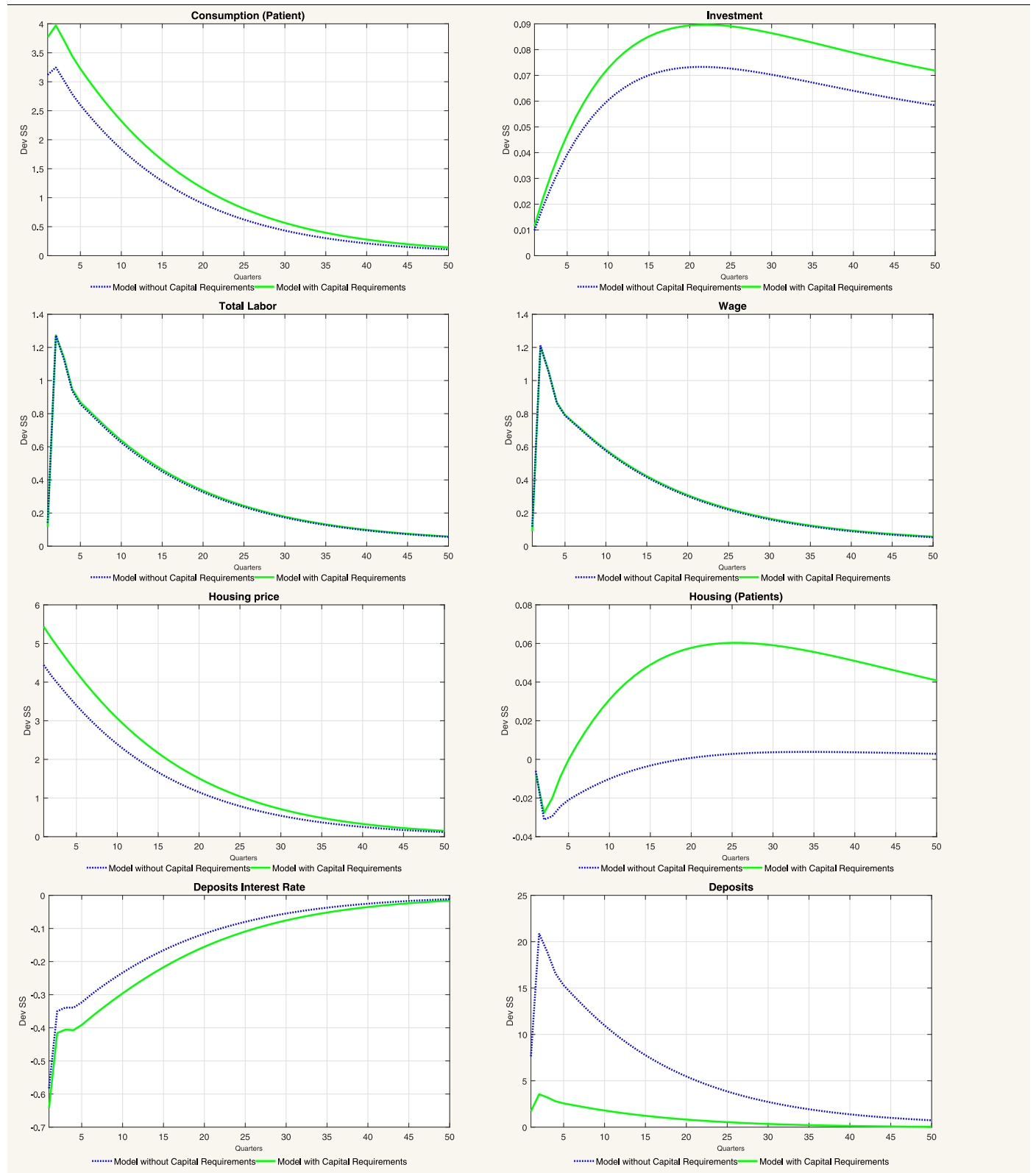
The fall in the deposit rate drives down interest rates for all credit categories (see the first order conditions for the problem of the bank). This is consistent with the observed increase in loans for all categories. Consumer credit follows closely the evolution of wages, which reflects the effect of an increase in the latter on relaxing the consumer credit borrowing constraint of impatient households. Similarly, business loans replicate the behaviour of labour and wages, reflecting the working capital constraint of intermediate goods producers. Finally, mortgages increase so long as the productivity shock relaxes the mortgage credit borrowing constraint of the impatient households (via a temporary increase in future housing prices).

The impulse-response functions tend to lend weight to the idea that capital requirements (as modelled in the paper) do not contribute to smooth the response of the economy to productivity shocks in terms of both real and financial variables. The response of bank capital and bank capital requirements offer insights into the effect of this policy tool on the response of the model economy. When capital requirements are absent, the bank substitutes its funding sources away from bank capital and into deposits: there is a huge increase in deposits when there are no capital requirements. The presence of capital requirements effectively limits the degree to which the bank can substitute funding sources: the increase in loans causes an increase in required bank capital (red line) to which the bank naturally responds by increasing bank capital. Thus, under capital requirements deposits do not increase by much (the demand for deposits is smaller) and therefore the fall in the interest rate on deposits is stronger than what would be observed where capital requirements absent. The stronger fall in the interest rate on deposits drives a stronger fall of interest rates for other credit categories, with the consequent impact on real variables and on the price of housing services.

### 5.2. Monetary shock

Tables 8 and 9 at the end of the paper present the set of impulse response functions to a negative, one standard deviation shock to  $z_t^{pol}$  (that is, a positive or expansionary monetary shock). The response of aggregate variables such as consumption and investment is consistent with what is traditionally found for a policy shock. Inflation (unreported in the tables) increases on impact as expected, which induces an endogenous response in the policy rate. As is the case with productivity shocks, consumption tracks closely the behaviour of equilibrium labour and wages. Compared with productivity shocks, an expansionary monetary shock causes only

**Table 6**  
Impulse-responses after a positive productivity shock (I).

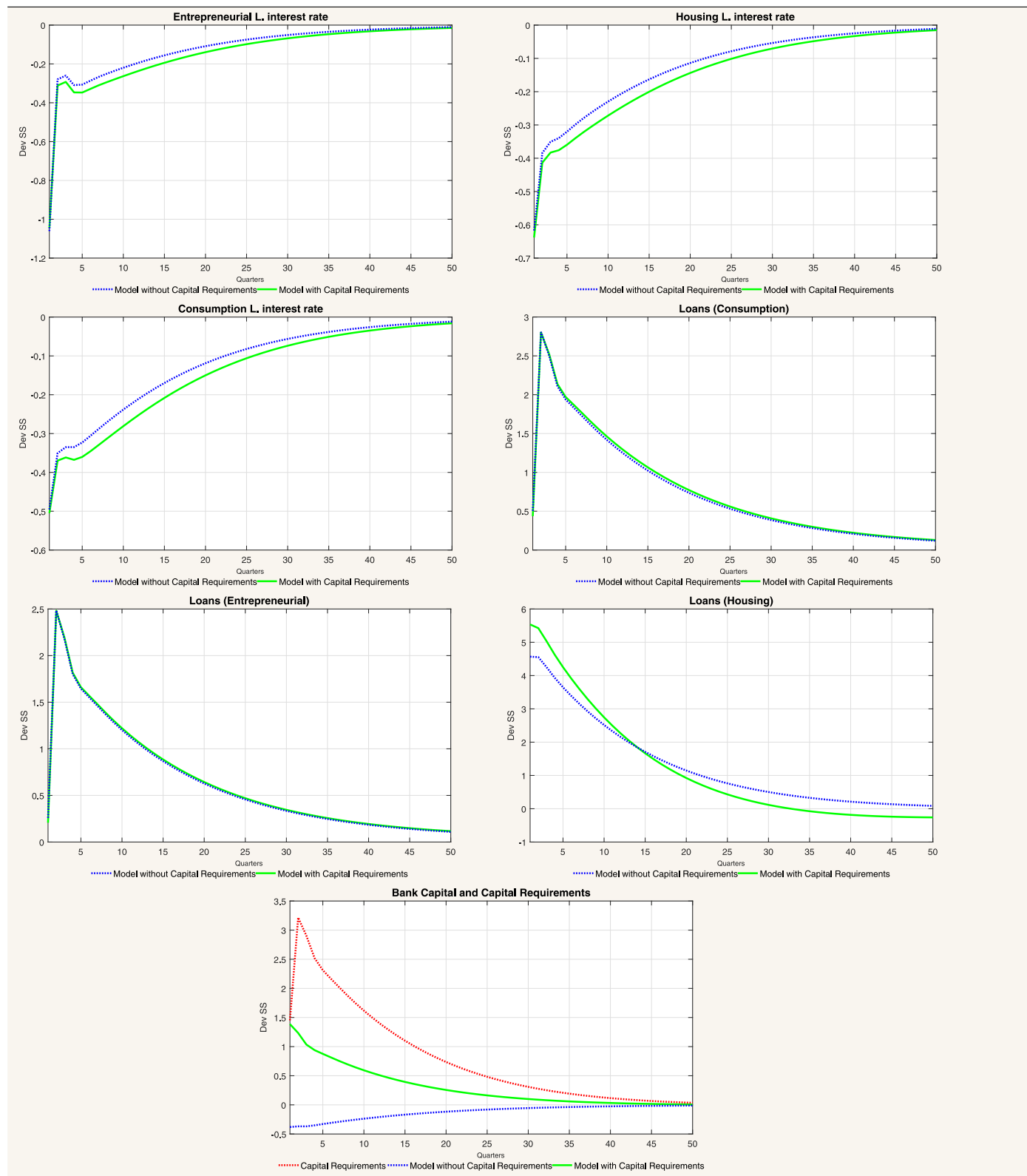


a fleeting increase in the demand for labour, which is associated to a momentary increase in the wage rate. The increase in the demand for labour is caused by a relaxation of the working capital constraint for intermediate goods producers brought about by the reduction in interest rates, as will be discussed next. There is a similar

redistribution of the use of housing services (and a similar response of the price of housing services) as was the case with productivity shocks, and for the same reasons.

The response of interest rates is also akin to the one observed under productivity shocks, with the difference that the lower

**Table 7**  
Impulse-responses after a positive productivity shock (II).

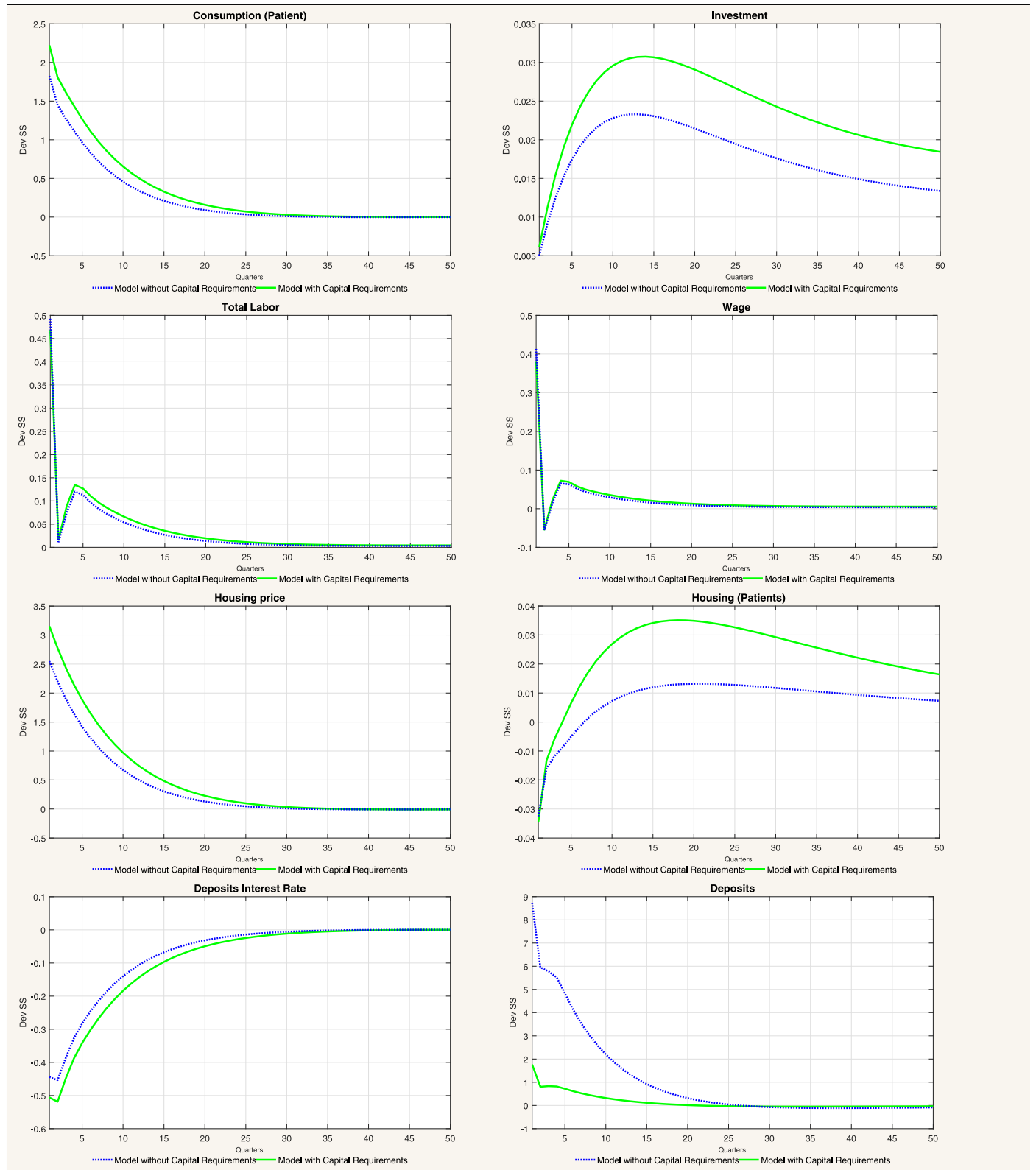


persistence of monetary shocks translate itself into brief responses of interest rates. Again, this is consistent with the observed, temporary increase in loans for all categories. Consumer and business credit follows closely again the evolution of wages and equilibrium labour, whereas mortgages increase following the increase

in the price of housing services and the relaxation of the borrowing constraint.

The logic described above regarding the effect of capital requirements on the response of the model economy applies to monetary shocks in a similar fashion. Given that neither the cost of

**Table 8**  
Impulse-responses after a positive monetary shock (I).

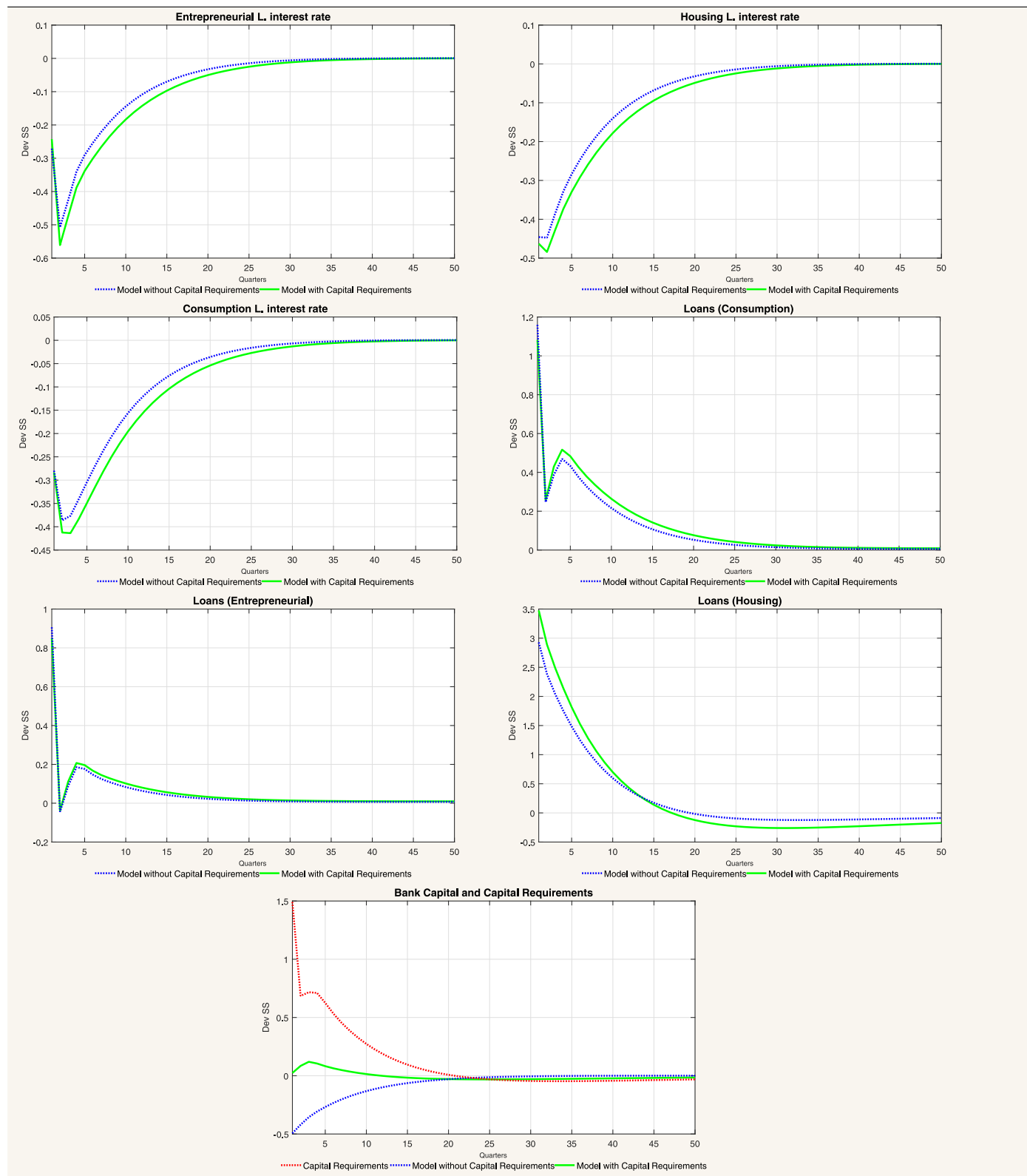


adjustment of bank capital nor the penalty function parameters change after a monetary shock, capital requirements have the effect of crippling the ability of the bank to switch to cheaper funding sources (deposits), which depresses the structure of interest rates, amplifying the response of all loan categories and thus, of consumption, investment and labour demand.

### 5.3. Financial fragility shocks

Finally, **Tables 10–15** at the end of the paper present the set of impulse response functions to positive, one standard deviation shocks to  $\xi_t^c$ ,  $\xi_t^e$  and  $\xi_t^h$  in isolation (in that order). The shocks are interpreted as exogenous increases in the probability of

**Table 9**  
Impulse-responses after a positive monetary shock (II).

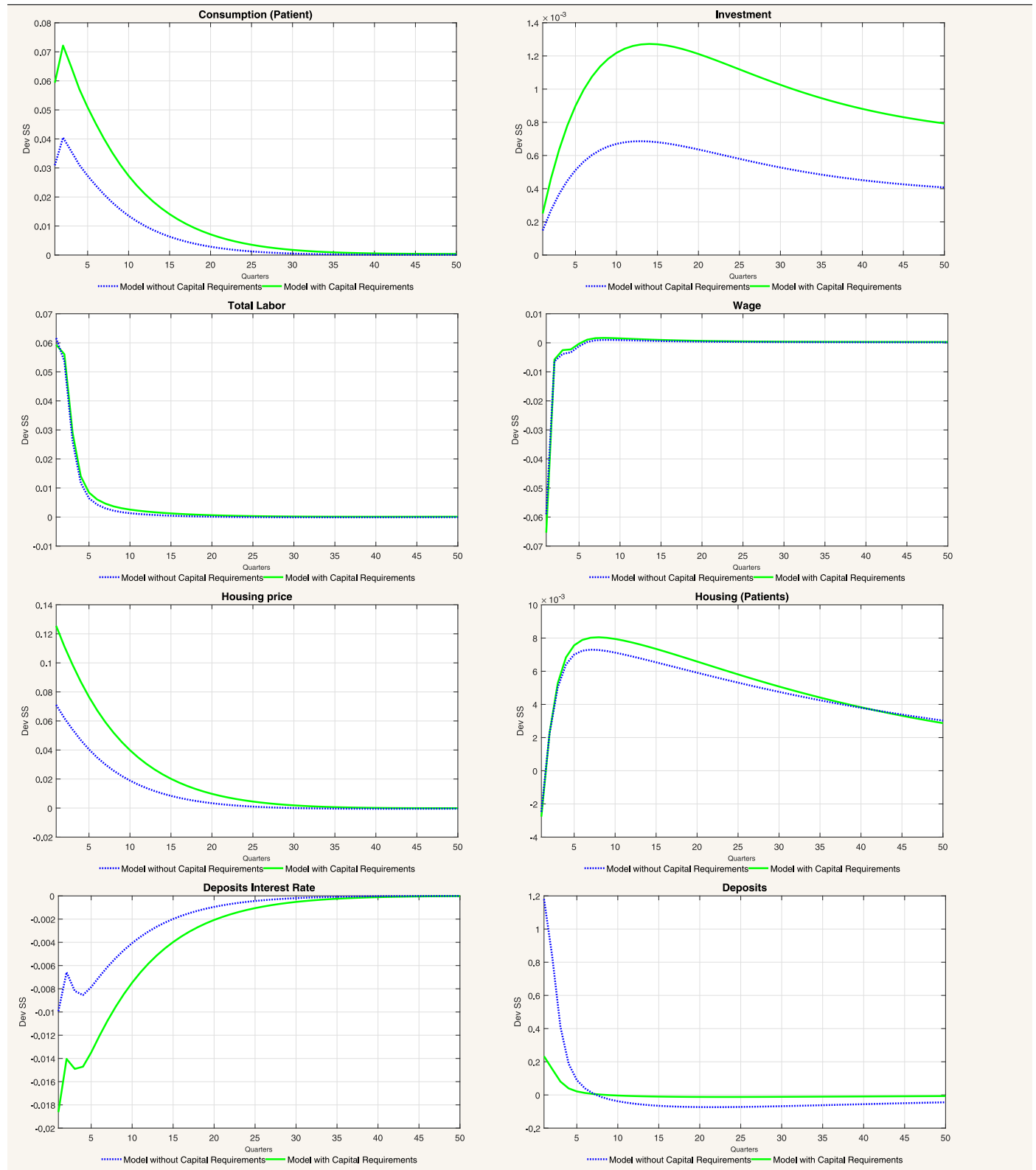


repayment for each of the three credit categories, or as positive financial fragility shocks.

With the exception of investment, the responses of both aggregate and financial variables exhibit wide differences across shocks to the fragility of different credit categories. The reason for these

differences is apparent from the set of first order conditions of the problem of the bank: in a first round, increases in the probability of repayment of either credit category cause a fall in the interest rate of that specific credit category, and not of other categories. This is unlike the case with monetary shocks, which in principle

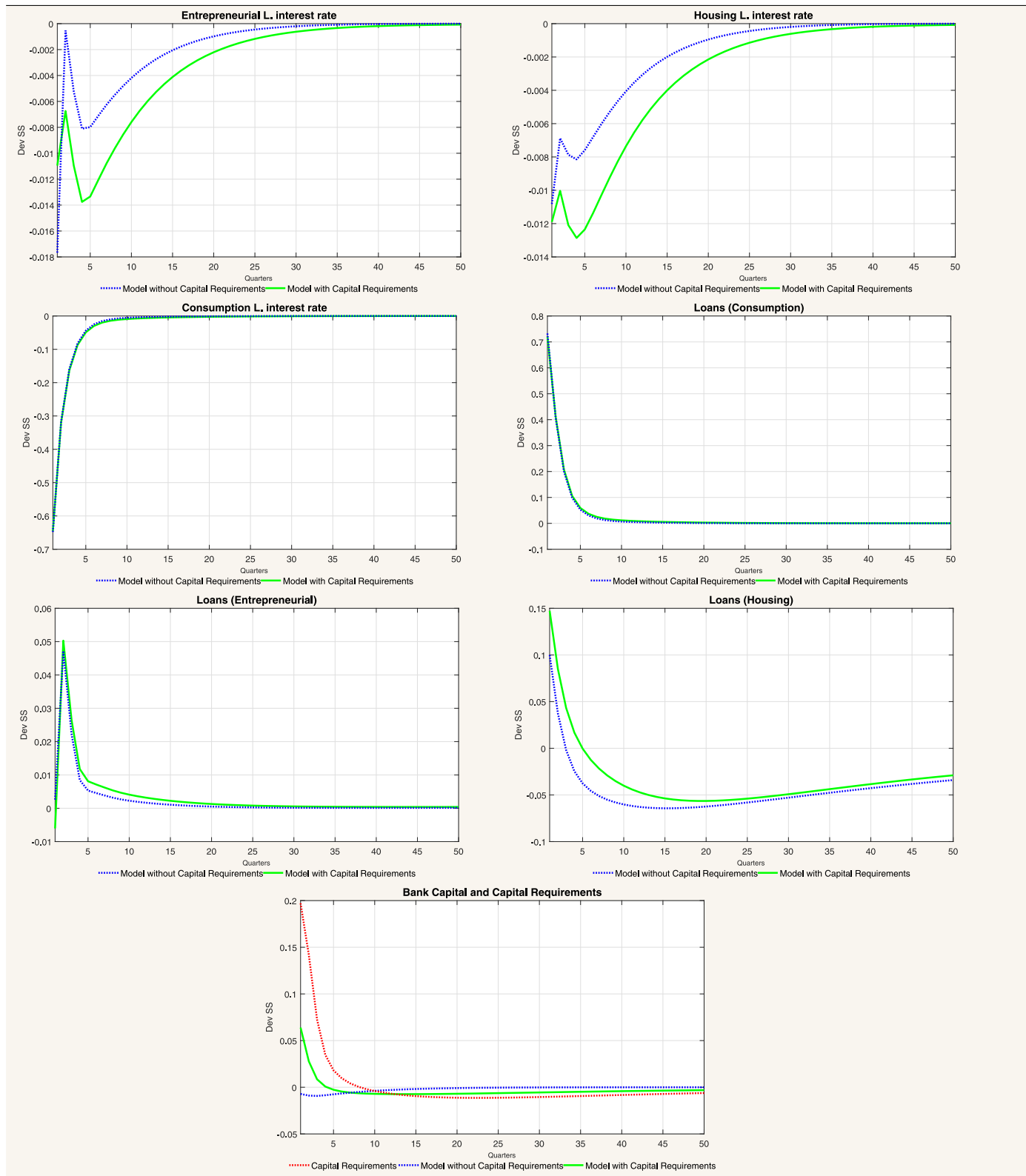
**Table 10**  
Impulse-responses after a positive consumer credit fragility shock (I).



affect the structure of interest rates of the economy in a similar fashion, as follows from the same set of first order conditions. This is evident in [Tables 11, 13 and 15](#): the interest rate that reacts the strongest to the shock is the specific interest rate of the credit category subject to the financial fragility shock in either table. This effect

causes expected differences in the responses of some aggregate variables: on impact, consumption increases the most on impact when there is a shock to consumer credit fragility whereas total labour increases the most when there is a shock to business credit fragility.

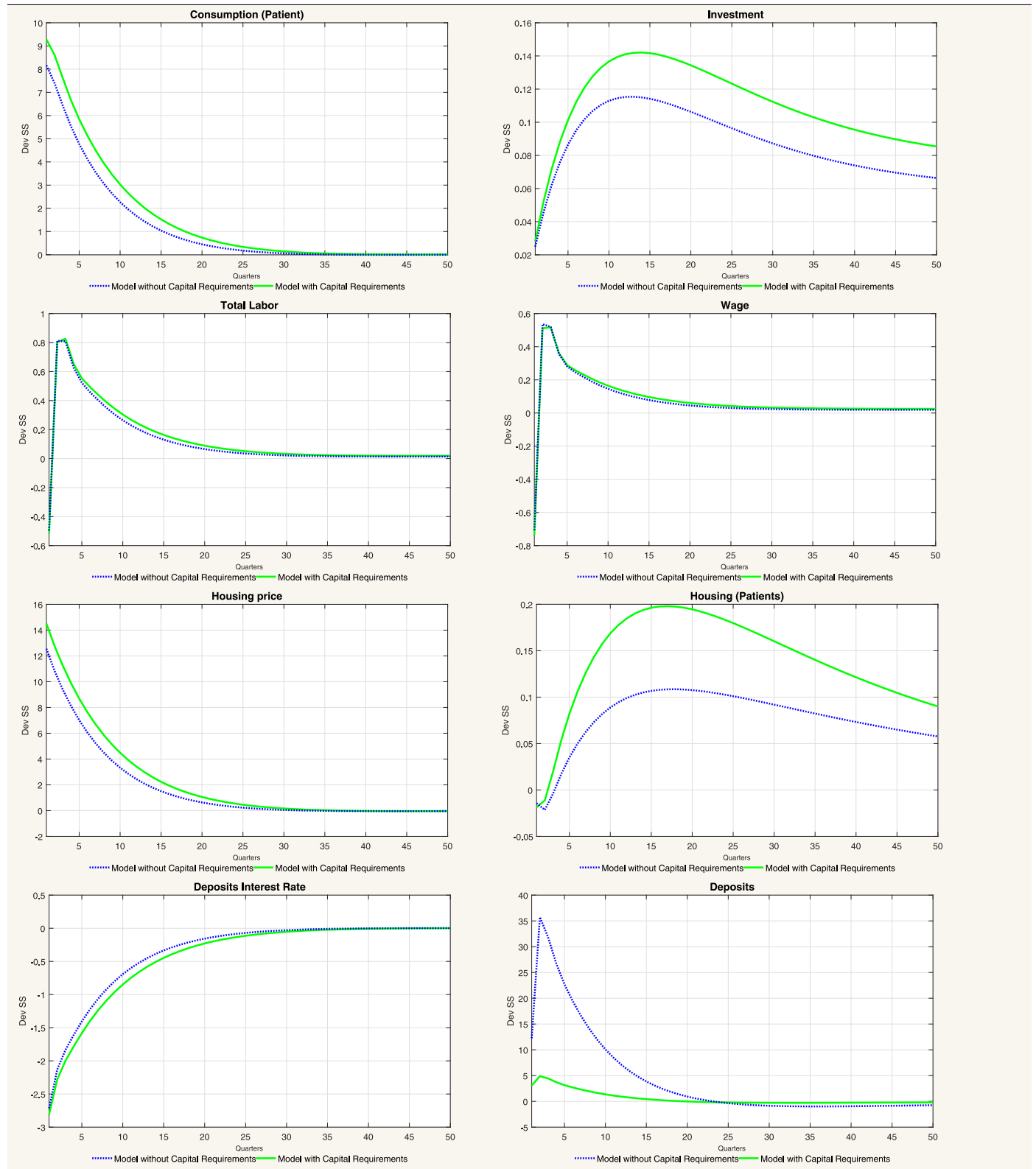
**Table 11**  
Impulse-responses after a positive consumer credit fragility shock (II).



Shocks to financial fragility also differ inasmuch as they create negative wealth effects either on impatient households (in the case of consumer and mortgage credit) or intermediate good producers (in the case of business credit). These wealth effects arise from the fact that an increase in the repayment probability

effectively increases the debt burden of households and intermediate good producers (see the optimization problem of either of these agents). In the case of a consumer credit fragility shock, this wealth effect incentivizes the household to increase labour supply (Table 10), which reduces the wage rate (unlike any other

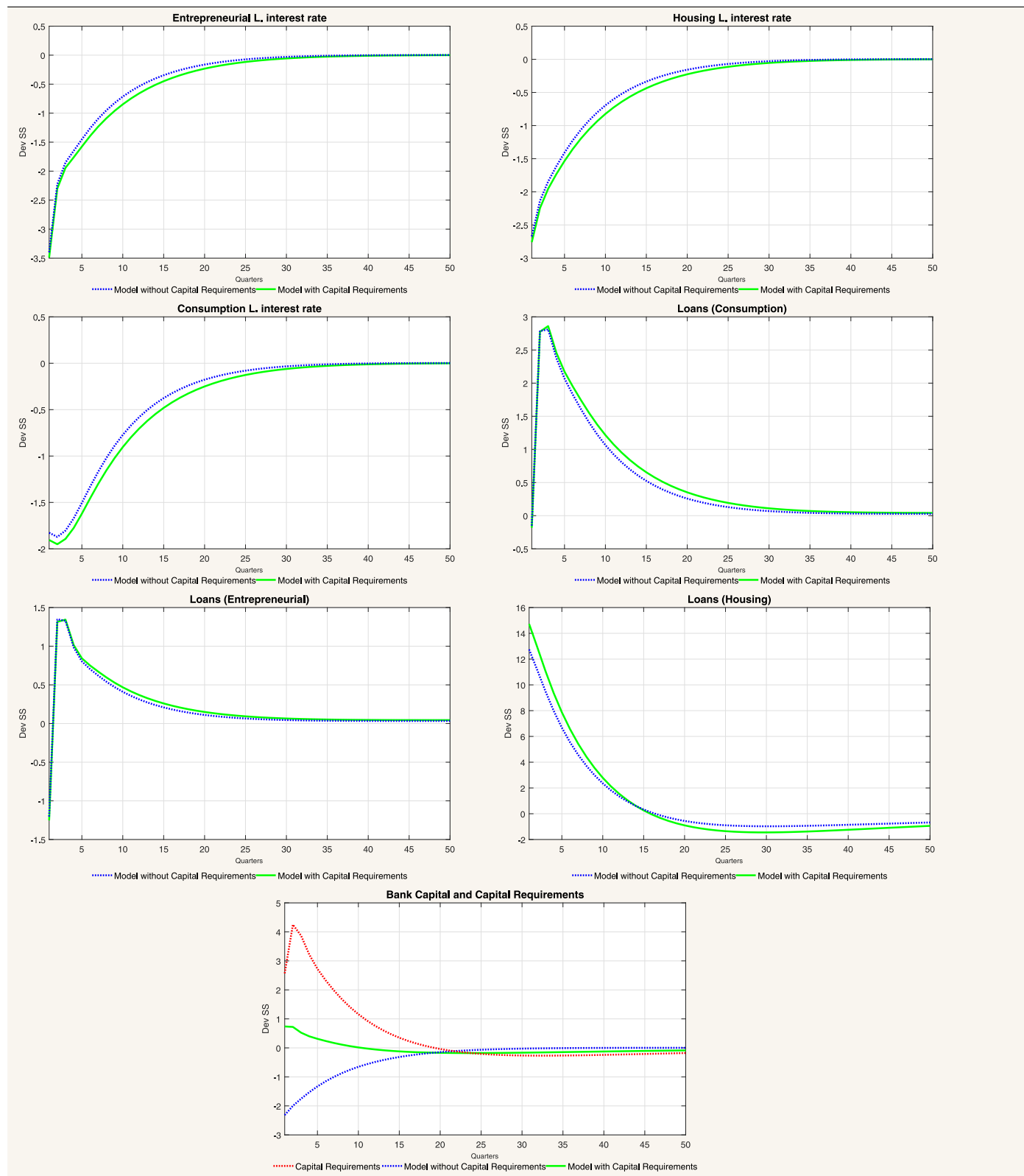
**Table 12**  
Impulse-responses after a positive business credit fragility shock (I).



shock considered in this paper. When a shock to business credit fragility is considered, the wealth effect creates a reduction in the demand for labour (and the wage rate) on impact. Afterwards, consumption and labour exhibit a hump-shaped response (similarly to the case of productivity shocks), which arises from the

fact that an increase in business credit fosters the ability of firms to finance labour and, therefore, to rent physical capital. Lastly, a mortgage credit fragility shock features interesting distributional implications. Firstly, the wealth effect of the shock forces impatient households to reduce consumption at the expense of patient

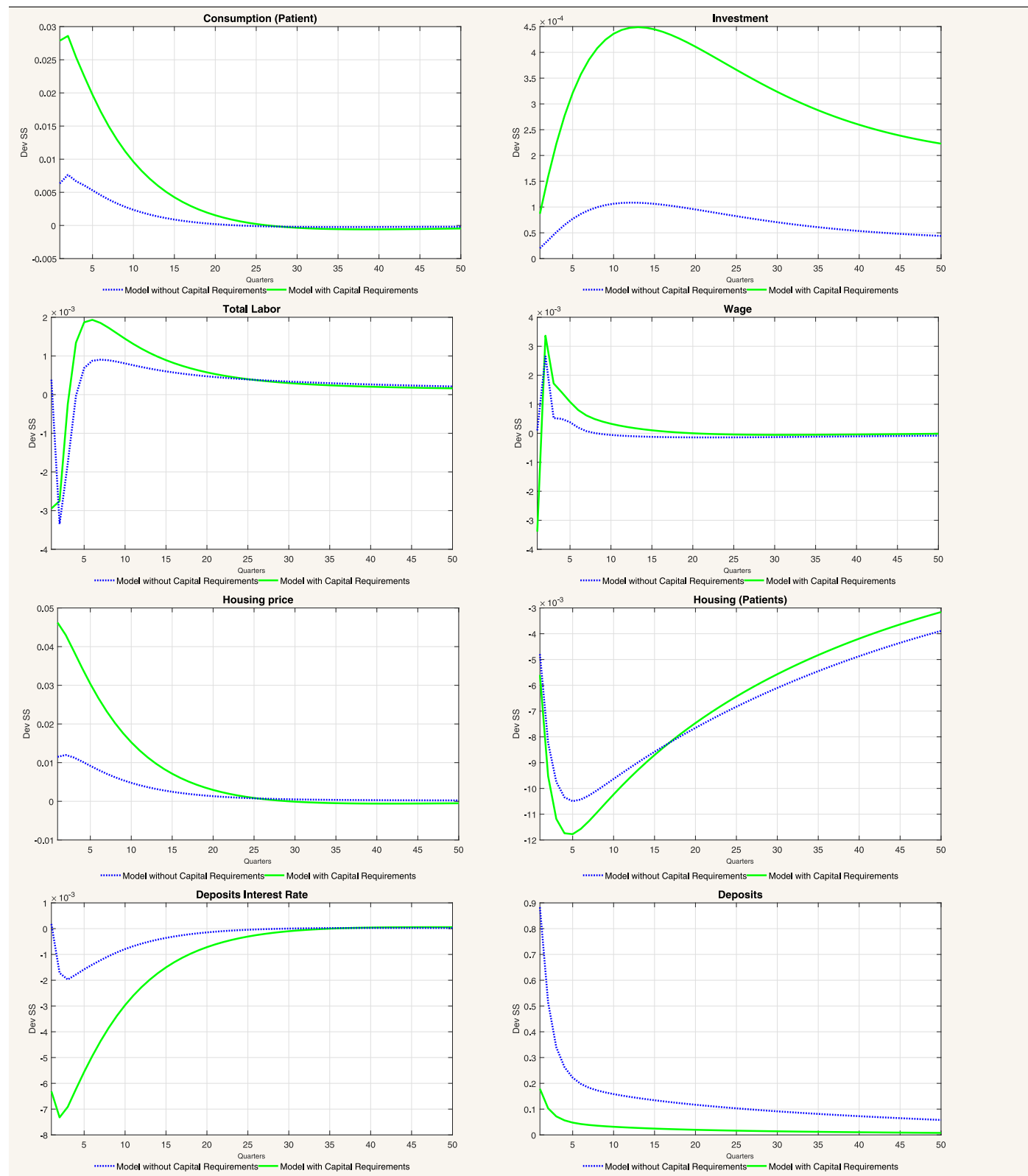
**Table 13**  
Impulse-responses after a positive business credit fragility shock (II).



households. The effect of the shock on total consumption is therefore mild. The opposite pattern is observed for the use of housing services: as the interest rate on mortgages falls, patient households enjoy lower housing services at the expense of impatient households.

Despite the diversity of responses observed under different categories of financial fragility shocks, capital requirements are again shown to amplify the response of the economy in a similar fashion. The mechanics of this result is common to all fragility shocks and to the aforementioned productivity and monetary shocks: capital

**Table 14**  
Impulse-responses after a positive mortgage credit fragility shock (1).

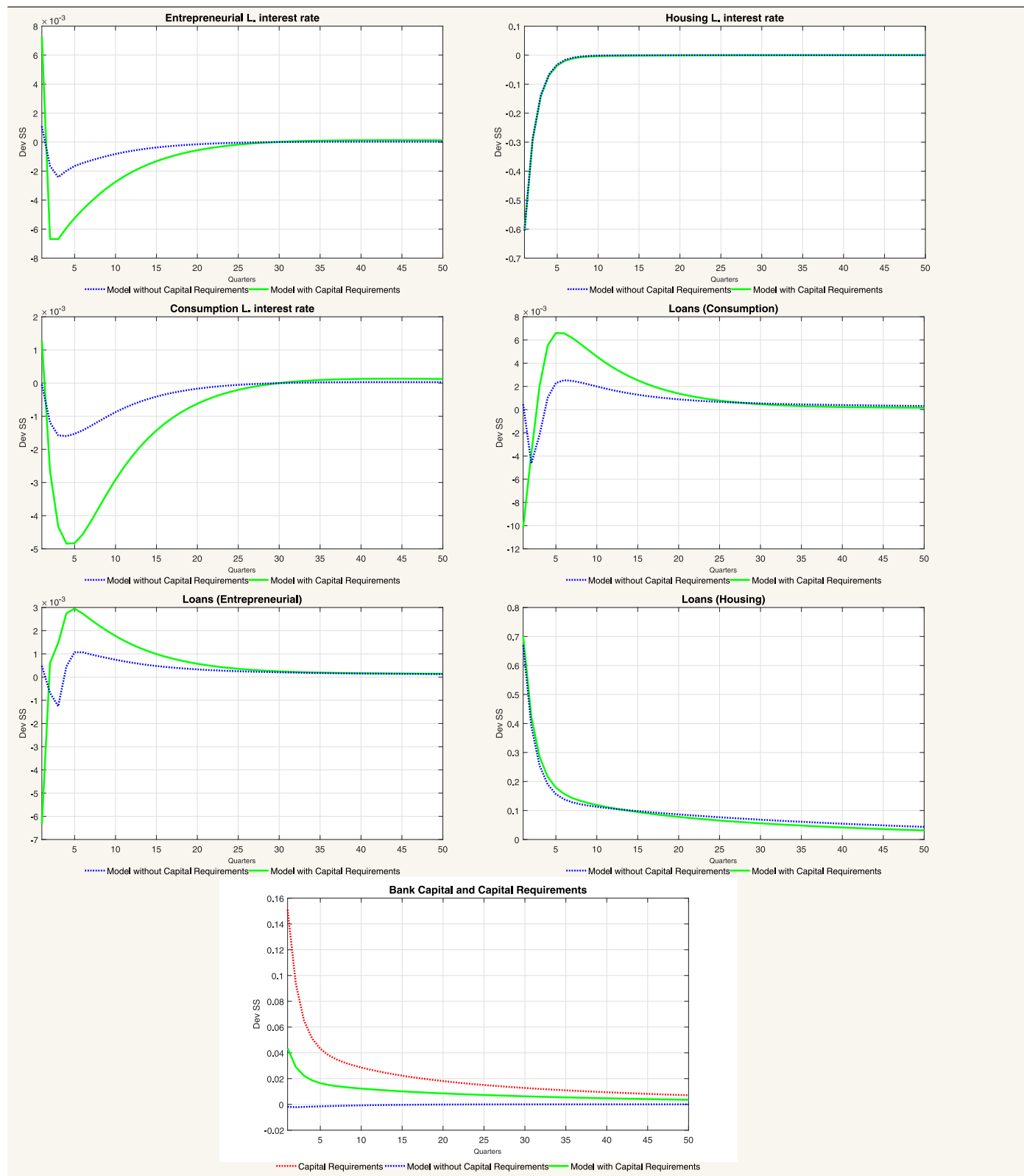


requirements disrupt the ability of the bank to switch to deposits after a shock that reduces the deposit rate. The consequent reduction in the demand for deposits amplifies the effect of the shock on the deposit rate and on other interest rates, which magnifies the response of loans across all credit categories.

## 6. Concluding remarks

This paper presents a DSGE model with a bank and capital requirements calibrated for the Colombian economy. The model explores the interaction of real and financial variables taking into

**Table 15**  
Impulse-responses after a positive mortgage credit fragility shock (II).



account multiple types of loans and the effect of required capital on equilibrium allocation. To understand the dynamic effects of capital requirements, we assess the impact of monetary, productivity and financial fragility shocks on the model economy. In general, capital requirements are found to be procyclical in the sense that they magnify the response of the economy to shocks of either type.

It is important to highlight that the transmission channel of macroprudential policy (capital requirements) operates through the interest rate for each credit category. This model is sufficiently flexible to consider alternative tools of macroprudential policy: one possible extension of the model would be to consider dynamic provisioning scheme or marginal reserve requirements to study its

**Table 16**  
Parameter values I.

Parameter	Description	Value	Source(if not calibrated)
$\sigma$	Inverse of intertemporal elasticity of substitution.	0.50	
$\theta_n$	Labour coefficient in utility function	11.72	
$\theta_h$	Housing services coefficient in utility function	0.05	Gerali et al. (2010)
$\beta_P$	Discount factor (patient)	0.99	
$\beta_I$	Discount factor (impatient)	0.95	
$m^h$	Mortgage credit loan-to-value	0.10	
$m^c$	Consumer credit loan-to-value	0.30	
$m^e$	Business credit loan-to-value	0.35	
$\alpha$	Physical capital share	0.44	
$\delta$	Physical capital depreciation rate	0.02	
$\theta$	Elasticity of substitution in the goods market	6.00	Gerali et al. (2010)
$\mu$	Share of patient households	0.50	
$\phi_n$	Inverse of Frisch elasticity	1.00	
$\phi_k$	Investment adjustment cost parameter	1000.00	Gerali et al. (2010)
$\rho_\pi$	Response to inflation deviations from target	2.80	
$\rho_r$	Interest rate smoothing parameters	0.30	
$\rho_y$	Response of monetary policy to output	0.90	
$\rho_{a^e}$	Technology shock persistence	0.93	
$\varepsilon$	Probability of not adjusting prices	0.80	
$\bar{\pi}$	Inflation target	0.03	Colombian mid-range target
$\bar{a}^e$	Steady-state TFP	0.72	
$\bar{H}$	Fixed supply of housing services	5.00	
$\bar{r}^d$	Interest rate steady state	0.03	
$\rho_{2pol}$	Persistence of monetary policy shocks	0.90	

**Table 17**  
Parameter values II.

Parameter	Description	Value	Source(if not calibrated)
$\delta^b$	Bank Capital depreciation rate	0.07	
$\phi^b$	Bank Capital adjustment cost	3.6	
$\psi_k$	Recovery rate in business loans	0.05	
$\psi_h$	Recovery rate in mortgage loans	0.12	
$\delta_{yc}$	Elasticity of repayment probability w.r.t. output (Consumer)	0.09	
$\delta_{nc}$	Elasticity of repayment probability w.r.t. inverse of leverage (Consumer)	0.95	
$\delta_{ye}$	Elasticity of repayment probability w.r.t. output (Business)	0.05	
$\delta_{ne}$	Elasticity of repayment probability w.r.t. inverse of leverage (Business)	0.85	
$\delta_{yh}$	Elasticity of repayment probability w.r.t. output (Mortgages)	0.06	
$\delta_{nh}$	Elasticity of repayment probability w.r.t. inverse of leverage (Mortgages)	0.90	
$\rho_\xi$	Persistence of financial fragility shocks	0.90	
$\mu_v$	Capital Adequacy Ratio	0.09	
$\sigma_c$	Risk-weight on consumer loans	1.00	
$\sigma_h$	Risk-weight on mortgage loans	1.00	
$\sigma_e$	Risk-weight on business loans	1.00	
$\gamma_0$	Penalty function	120.00	
$\gamma_1$	Penalty function	3.50	
$\gamma_2$	Penalty function	1.00	

impact on the economy and its differences with conventional capital requirements. The comparison of the several macroprudential policies would help achieve a better understanding of the equilibrium interaction of monetary and macroprudential policies.

### Conflict of interests

The author declares that they have no conflict of interest.

### References

- Agénor, P.-R., Alper, K., da Silva, L. P., et al. (2013). Capital regulation, monetary policy and financial stability. *International Journal of Central Banking*, 9(3), 193–238.
- Agénor, P.-R., & Zilberman, R. (2015). Loan loss provisioning rules, procyclicality, and financial volatility. *Journal of Banking & Finance*, 61, 301–315.
- Aghion, P., Angeletos, G.-M., Banerjee, A., & Manova, K. (2010). Volatility and growth: Credit constraints and the composition of investment. *Journal of Monetary Economics*, 57(3), 246–265.
- Angelini, P., Neri, S., & Panetta, F. (2014). The interaction between capital requirements and monetary policy. *Journal of Money, Credit and Banking*, 46(6), 1073–1112.
- Brunnermeier, M. K., & Sannikov, Y. (2014). A macroeconomic model with a financial sector. *American Economic Review*, 104(2), 379–421.
- Den Haan, W., & De Wind, J. (2012). Nonlinear and stable perturbation-based methods. *Journal of Economic Dynamics and Control*, 36(10), 1477–1497.
- Gambacorta, L., & Karmakar, S. (2016). *Leverage and risk weighted capital requirements*. BIS Working Papers. pp. 586.
- Garicano, L., & Steinwender, C. (2013). *Survive another day: Does uncertain financing affect the composition of investment?*
- Gerali, A., Neri, S., Sessa, L., & Signoretti, F. M. (2010). Credit and banking in a DSGE model of the euro area. *Journal of Money, Credit and Banking*, 42(s1), 107–141.
- Gertler, M., & Kiyotaki, N. (2010). *Financial intermediation and credit policy in business cycle analysis*. pp. 547–599. *Handbook of monetary economics* (Vol. 3) Elsevier.
- Goodhart, C. A., Sunirand, P., & Tsomocos, D. P. (2006). A model to analyse financial fragility. *Economic Theory*, 27(1), 107–142.
- Haan, W. J. D., Sumner, S. W., & Yamashiro, G. M. (2009). Bank loan portfolios and the Canadian monetary transmission mechanism. *Canadian Journal of Economics/Revue Canadienne D'économique*, 42(3), 1150–1175.
- Matsuyama, K. (2008). Aggregate implications of credit market imperfections. In *NBER macroeconomics annual 2007, vol. 22* (pp. 1–60).
- Meh, C. A., & Moran, K. (2010). The role of bank capital in the propagation of shocks. *Journal of Economic Dynamics and Control*, 34(3), 555–576.
- Nogueira, L., & Nakane, M. (2015). Macroprudential policy in a dsge model: Anchoring the countercyclical capital buffer. In *Banco Central de Brasil Working Papers*, (407).
- Saade, A., Osorio, D., & Estrada, D. (2007). An equilibrium approach to financial stability analysis: The colombian case. *Annals of Finance*, 3(1), 75–105.
- Van den Heuvel, S. (2006). The bank capital channel of monetary policy. In *Meeting papers society of economic dynamics*, (512).